

1 Station Accessible Lavatory S316

- 1 Station lavatory
- 3 Faucet Holes
- 1 Drain
- 0 Faucet centers not applicable
- 2 inch drain(nominal size)

Type 304 stainless steel accessible lavatory with 3 faucet holes and 1 drain at 2 inches in diameter.
Optional Type 304 stainless steel pipe skirt with vandal-resistant fasteners available.


Optional hole for soap dispenser (by others).

Optional overflow (verify if required by local codes).

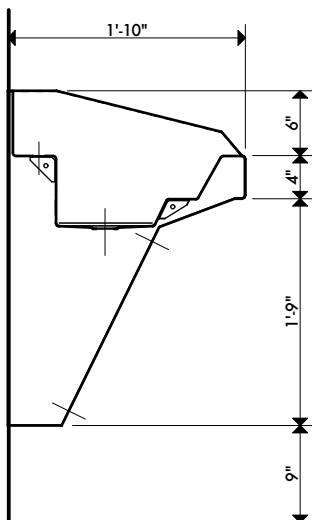
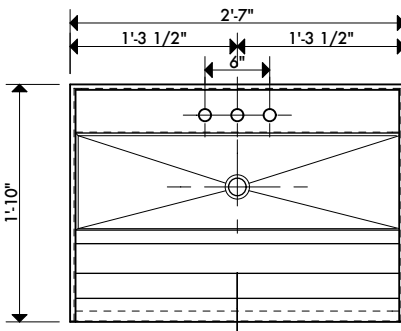
NOMINAL DIMENSIONS

31in W x 22in D x 31in H
(787mm W x 559mm D x 787mm H)

Weight 40lbs
(18.14 Kg)



UNIT DIAGRAM



Rough-in information on reverse side

Texas Accessibility Standards Compliant

USA reserves the right to make changes in materials and specifications, and to change or discontinue models, both without notice or obligation. Dimensions are for reference only. ANSI A117.1-2003 Compliant
©2010 USA Fixtures, Inc.

(866) 947-6780

www.usafixtures.com

